


Delta Spinners Limited
First Quarter Consolidated Statement of Profit & Loss and Other Comprehensive Income
for the period from 1st July, 2020 to 30th September, 2020

Taka in Lacs.


Particulars	Consolidated		The Company	
	01.07.2020 to 30.09.2020	01.07.2019 to 30.09.2019	01.07.2020 to 30.09.2020	01.07.2019 to 30.09.2019
Sales Turnover	2695.13	2718.03	2695.13	2717.91
Cost of Goods Sold	2311.79	2336.52	2311.79	2336.45
Gross Profit	383.33	381.51	383.33	381.46
Operating Expenses :	276.86	241.90	276.86	241.82
Admin & Selling Expenses	60.84	81.03	60.84	80.96
Financial Expenses	216.02	160.87	216.02	160.86
Net Profit from Operation (Before WPP Fund)	106.47	139.61	106.47	139.64
Contribution to WPP Fund	5.07	6.65	5.07	6.65
Net Profit Before Tax	101.40	132.96	101.40	132.99
Provision for Tax (Including Deferred Tax)	50.72	38.97	50.72	38.97
Net Profit After Tax	50.69	93.99	50.69	94.02
Non-Controlling Interest 20% of NPAT	-	0.01	-	-
Profit for Ordinary Shareholders	50.69	94.00	50.69	94.02
Profit Brought Forward	3068.40	2709.41	3050.90	2691.78
Depreciation Transferred from Revaluation Reserve	41.29	45.18	41.29	45.18
Profit Available for Appropriation	3160.37	2848.59	3142.87	2830.98
EPS	0.03	0.06	0.03	0.06


Calculation of basic earnings per share (EPS):


Net Profit After Tax	50.69	93.99	50.69	94.02
(Divided by): Number of shares	1664.82	1664.82	1664.82	1664.82
EPS	0.03	0.06	0.03	0.06


R.A. Howlader
Chairman


Mostafa Jamal Haider
Managing Director


Dina Jabin
Director


Masudur Rahman
Executive Director and
Company Secretary


Rabeya Sultana
Chief Financial Officer