


Delta Spinners Limited  
First Quarter Consolidated Statement of Profit & Loss and Other Comprehensive Income  
for the period from 1st July, 2020 to 30th September, 2020


Taka in Lacs.


Particulars	Consolidated		The Company	
	01.07.2020 to 30.09.2020	01.07.2019 to 30.09.2019	01.07.2020 to 30.09.2020	01.07.2019 to 30.09.2019
Sales Turnover	2695.13	2718.03	2695.13	2717.91
Cost of Goods Sold	2311.79	2336.52	2311.79	2336.45
<b>Gross Profit</b>	<b>383.33</b>	<b>381.51</b>	<b>383.33</b>	<b>381.46</b>
<b>Operating Expenses :</b>	<b>276.86</b>	<b>241.90</b>	<b>276.86</b>	<b>241.82</b>
Admin & Selling Expenses	60.84	81.03	60.84	80.96
Financial Expenses	216.02	160.87	216.02	160.86
Net Profit from Operation (Before WPP Fund)	<b>106.47</b>	<b>139.61</b>	<b>106.47</b>	<b>139.64</b>
Contribution to WPP Fund	5.07	6.65	5.07	6.65
Net Profit Before Tax	101.40	132.96	101.40	132.99
Provision for Tax (Including Deferred Tax)	50.72	38.97	50.72	38.97
<b>Net Profit After Tax</b>	<b>50.69</b>	<b>93.99</b>	<b>50.69</b>	<b>94.02</b>
Non-Controlling Interest 20% of NPAT	-	0.01	-	-
Profit for Ordinary Shareholders	50.69	94.00	50.69	94.02
Profit Brought Forward	3068.40	2709.41	3050.90	2691.78
Depreciation Transferred from Revaluation Reserve	41.29	45.18	41.29	45.18
Profit Available for Appropriation	3160.37	2848.59	3142.87	2830.98
<b>EPS</b>	<b>0.03</b>	<b>0.06</b>	<b>0.03</b>	<b>0.06</b>


Calculation of basic earnings per share (EPS):


Net Profit After Tax	50.69	93.99	50.69	94.02
(Divided by): Number of shares	1664.82	1664.82	1664.82	1664.82
EPS	0.03	0.06	0.03	0.06

  
R.A. Howlader  
Chairman

  
Mostafa Jamal Haider  
Managing Director

  
Dina Jabin  
Director

  
Masudur Rahman  
Executive Director and  
Company Secretary

  
Rabeya Sultana  
Chief Financial Officer