




Delta Spinners Limited
Consolidated Statement of Financial Position
As at 30th September, 2018

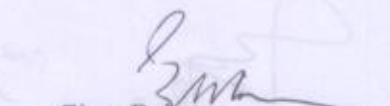
Tk. In lacs.

Particulars	Consolidated		The Company	
	30.09.2018	30.06.2018	30.09.2018	30.06.2018
Non-Current Assets	19629.89	19998.83	19670.85	20039.76
Property Plant & Equipment	19629.89	11039.97	18231.62	9641.67
Capital Work-in-Progress	-	8958.86	-	8958.86
Investment in Delta Ceramics Ltd.	-	-	1439.23	1439.23
Current Assets	17212.18	16848.16	17121.10	16757.08
Total Assets	36842.07	36846.99	36791.95	36796.84
Shareholders Equity	22349.69	22241.37	22332.02	22223.70
Share Capital	16648.20	16648.20	16648.20	16648.20
Revaluation Reserve	3388.05	3442.32	3388.05	3442.32
Retained Earnings	2313.44	2150.85	2295.77	2133.18
Non-Controlling Interest	24.42	24.42	-	-
Total Equity	22374.11	22265.79	22332.02	22223.70
Non-Current Liabilities	5979.20	5887.56	5979.20	5887.56
Current Liabilities	8488.76	8693.65	8480.73	8685.59
Total Liabilities	14467.96	14581.21	14459.93	14573.15
Total Equity & Liabilities	36842.07	36846.99	36791.95	36796.84
NAV Per Share (Including Revaluation)	13.42	13.36	13.41	13.35


R.A. Howlader
Chairman


Mostafa Jamal Haider
Managing Director


Masudur Rahman
Executive Director and
Company Secretary


Ziaur Rahman
Chief Financial Officer