


Delta Spinners Limited
Half Yearly Consolidated Statement of Comprehensive Income
for the period from 1st July, 2019 to 31st December, 2019

Taka in Lacs.


Particulars	Consolidated				The Company			
	01-07-19	01-07-18	01-10-19	01-10-18	01-07-19	01-07-18	01-10-19	01-10-18
	to 31-12-19	to 31-12-18	to 31-12-19	to 31-12-18	to 31-12-19	to 31-12-18	to 31-12-19	to 31-12-18
Sales Turnover	5,478.75	5,463.83	2,760.72	2,610.59	5,478.63	5,463.83	2,760.72	2,610.59
Cost of Goods Sold	4,700.88	4,663.52	2,364.36	2,214.30	4,700.81	4,663.52	2,364.36	2,214.30
Gross Profit	777.87	800.31	396.36	396.29	777.82	800.31	396.36	396.29
Operating Expenses :	512.52	504.95	270.62	245.33	512.44	504.95	270.62	245.33
Admin & Selling Expenses	163.91	181.67	82.88	85.77	163.84	181.67	82.88	85.77
Financial Expenses	348.61	323.28	187.74	159.56	348.60	323.28	187.74	159.56
Net Profit from Operation	265.35	295.36	125.74	150.96	265.38	295.36	125.74	150.96
Non Operating Income	-	14.12	-	-	-	14.12	-	-
Net Profit Before WPP Fund	265.35	309.48	125.74	150.96	265.38	309.48	125.74	150.96
Contribution to WPP Fund	12.64	14.74	5.99	7.19	12.64	14.74	5.99	7.19
Net Profit Before Tax	252.71	294.74	119.75	143.77	252.74	294.74	119.75	143.77
Provision for Tax (Including Deferred Tax)	51.75	84.22	12.78	41.57	51.75	84.22	12.78	41.57
Net Profit After Tax	200.96	210.53	106.97	102.20	200.99	210.53	106.97	102.20
Non-Controlling Interest 20% of NPAT	0.01	-	-	-	-	-	-	-
Profit for Ordinary Shareholders	200.97	210.53	106.97	102.20	200.99	210.53	106.97	102.20
Profit Brought Forward	2,709.41	2,150.85	2,848.59	2,313.44	2,691.78	2,133.18	2,830.98	2,295.77
Depreciation Transferred from Revaluation Reserve	90.36	108.54	45.18	54.27	90.36	108.54	45.18	54.27
Profit Available for Appropriation	3,000.74	2,469.91	3,000.74	2,469.91	2,983.13	2,452.24	2,983.13	2,452.24
EPS	0.12	0.13	0.06	0.06	0.12	0.13	0.06	0.06


Calculation of basic earnings per share (EPS):


Net Profit After Tax	200.96	210.53	106.97	102.20	200.99	210.53	106.97	102.20
(Divided by): Number of shares	1,664.82	1,664.82	1,664.82	1,664.82	1,664.82	1,664.82	1,664.82	1,664.82
EPS	0.12	0.13	0.06	0.06	0.12	0.13	0.06	0.06


R.A. Howlader
Chairman


Mostafa Jamal Haider
Managing Director


Dina Jabin
Director


Masudur Rahman
Executive Director and
Company Secretary


Ziaur Rahman
Chief Financial Officer