




Delta Spinners Limited
First Quarter Consolidated Statement of Profit & Loss and Other Comprehensive Income
for the Period from 1st July to 30th September, 2017


Tk. In lacs.

Particulars	Consolidated		The Company	
	01.07.2017 to 30.09.2017	01.07.2016 to 30.09.2016	01.07.2017 to 30.09.2017	01.07.2016 to 30.09.2016
Sales Turnover	2332.24	2475.63	2332.24	2472.06
Cost of Goods Sold	1989.40	2086.46	1989.40	2083.45
Gross Profit	342.84	389.17	342.84	388.61
Operating Expenses:	220.47	258.72	220.47	258.11
Admin. & Selling Expenses	80.04	85.71	80.04	85.10
Financial Expenses	140.43	173.01	140.43	173.01
Net Profit from Operation	122.37	130.45	122.37	130.50
Non Operating Income	-	11.02	-	11.02
Net Profit Before WPP Fund	122.37	141.47	122.37	141.52
Contribution to WPP Fund	5.83	6.74	5.83	6.74
Net Profit Before Tax	116.54	134.73	116.54	134.78
Provision for tax (including deferred tax)	27.48	31.55	27.48	31.55
Net Profit After Tax	89.06	103.18	89.06	103.23
Non-Controlling Interest 20% of NPAT	-	0.01	-	-
Profit for Ordinary Shareholders	89.06	103.19	89.06	103.23
Profit Brought Forward	3026.71	3700.68	3008.22	3682.32
Depreciation Transferred from Revaluation Reserve	59.93	66.20	59.93	66.20
Profit Available for Appropriation	3175.70	3870.08	3157.21	3851.75
EPS (Adjusted)	0.06	0.07	0.06	0.07


R.A. Howlader
Chairman


Mostafa Jamal Haider
Managing Director


Masudur Rahman
Executive Director and
Company Secretary


Ziaur Rahman
Chief Financial Officer