




**Delta Spinners Limited**  
**First Quarter Consolidated Statement of Cash Flow**  
**for the Period from 1st July to 30th September, 2017**

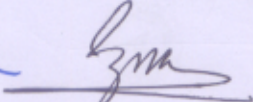
Tk. In lacs.

Particulars	Consolidated		The Company	
	01.07.2017 to 30.09.2017	01.07.2016 to 30.09.2016	01.07.2017 to 30.09.2017	01.07.2016 to 30.09.2016
<b>Cash Flow From Operating Activities</b>				
Collection from Turnover	1882.24	1493.85	1882.24	1490.50
Other Income	-	11.02	-	11.02
Payment for Cost of Expenses	(1,840.92)	(1,352.76)	(1,840.92)	(1,348.45)
Income Tax Paid	-	(10.00)	-	(10.00)
<b>Net Cash Flow from Operating Activities</b>	<b>41.32</b>	<b>142.11</b>	<b>41.32</b>	<b>143.07</b>
<b>Cash Flow from Investing Activities</b>				
Acquisition of property, plant and equipment	(1.03)	(1.91)	(1.03)	(1.91)
Capital Work-in -progress	(1,010.75)	(1,762.79)	(1,010.75)	(1,762.79)
Investment in Delta Ceramics Limited	-	-	-	(1.88)
<b>Net Cash Flow from Investing Activities</b>	<b>(1,011.78)</b>	<b>(1,764.70)</b>	<b>(1,011.78)</b>	<b>(1,766.58)</b>
<b>Cash Flow from Financing Activities</b>				
Short Term Loan Increase / Decrease	940.11	139.99	940.11	139.99
Long Term Loan Increase/Decrease	70.49	(142.48)	70.49	(142.48)
Financial Expenses	(140.43)	(173.01)	(140.43)	(173.01)
Dividend Paid	(3.92)	(3.08)	(3.92)	(3.08)
<b>Net Cash Flow from Financing Activities</b>	<b>866.25</b>	<b>(178.58)</b>	<b>866.25</b>	<b>(178.58)</b>
Increase/Decrease in Cash and Cash Equivalents	<b>(104.21)</b>	<b>(1,801.17)</b>	<b>(104.21)</b>	<b>(1,802.09)</b>
Opening Cash & Cash Equivalents	252.16	2447.49	236.85	2435.30
<b>Closing Cash &amp; Cash Equivalents</b>	<b>147.95</b>	<b>646.32</b>	<b>132.64</b>	<b>633.21</b>
<b>Net Operating Cash Flow Per Share (NOCFPS)</b>	<b>0.03</b>	<b>0.09</b>	<b>0.03</b>	<b>0.09</b>

  
R.A. Howlader  
Chairman

  
Mostafa Jamal Haider  
Managing Director

  
Masudur Rahman  
Executive Director and  
Company Secretary

  
Ziaur Rahman  
Chief Financial Officer