


Delta Spinners Limited
First Quarter Consolidated Statement of Profit & Loss and Other Comprehensive Income
for the period from 1st July, 2021 to 30th September, 2021


Taka in Lacs.

Particulars	Consolidated		The Company	
	01-07-21 to 30-09-21	01-07-20 to 30-09-20	01-07-21 to 30-09-21	01-07-20 to 30-09-20
Sales Turnover	2,451.25	2,695.13	2,451.25	2,695.13
Cost of Goods Sold	2,223.09	2,311.79	2,223.09	2,311.79
Gross Profit	228.16	383.33	228.16	383.33
Operating Expenses :	274.01	276.86	274.01	276.86
Admin & Selling Expenses	61.18	60.84	61.18	60.84
Financial Expenses	212.83	216.02	212.83	216.02
Net Profit from Operation	(45.85)	106.47	(45.85)	106.47
Non Operating Income	12.89	-	12.89	-
Net Profit Before WPP Fund	(32.96)	106.47	(32.96)	106.47
Contribution to WPP Fund	-	5.07	-	5.07
Net Profit Before Tax	(32.96)	101.40	(32.96)	101.40
Provision for Tax (Including Deferred Tax)	41.93	50.72	41.93	50.72
Net Profit After Tax	(74.89)	50.69	(74.89)	50.69
Non-Controlling Interest 1.37% of NPAT	-	-	-	-
Profit for Ordinary Shareholders	(74.89)	50.69	(74.89)	50.69
Profit Brought Forward	2,867.96	3,068.40	2,850.52	3,050.90
Depreciation Transferred from Revaluation Reserve	37.56	41.29	37.56	41.29
Profit Available for Appropriation	2,830.63	3,160.37	2,813.19	3,142.87
EPS	(0.04)	0.03	(0.04)	0.03


Calculation of basic earnings per share (EPS):


Net Profit After Tax	(74.89)	50.69	(74.89)	50.69
(Divided by): Number of shares	1,664.82	1,664.82	1,664.82	1,664.82
EPS	(0.04)	0.03	(0.04)	0.03


R.A Howlader
Chairman


Mostafa Jamal Haider
Managing Director


Dina Jabin
Director


Masudur Rahman
Executive Director and
Company Secretary


Rabeya Sultana
Chief Financial Officer